

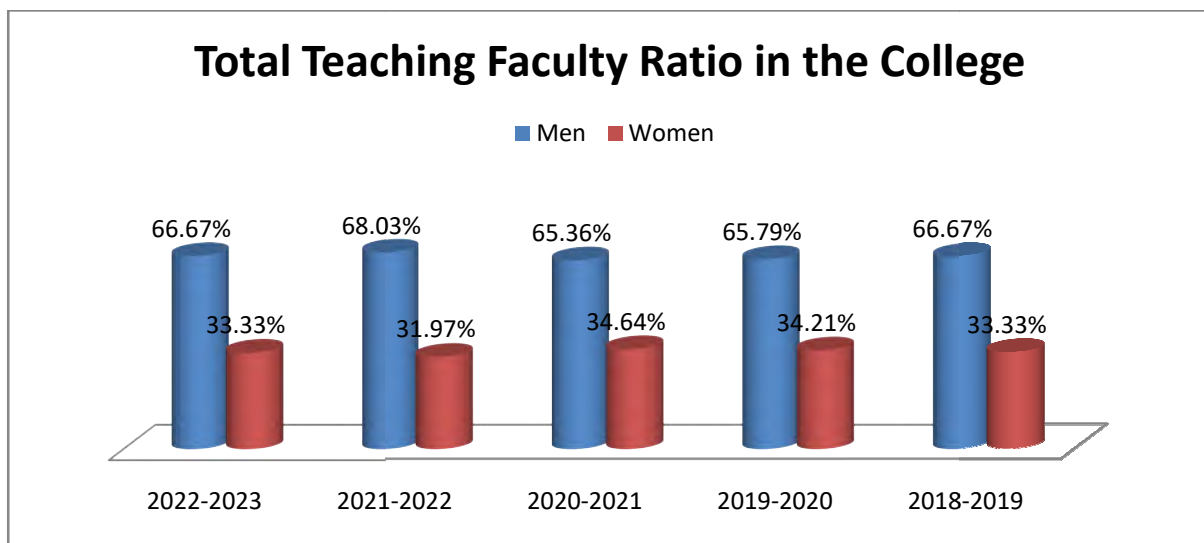


7.1.1 Institution has initiated the Gender Audit and measures for the promotion of gender equity

Gender Equity in Academic and Administrative Bodies

Total Teaching Faculty Ratio in the College

Year	No. of Men Faculty		No. of Women Faculty		Total
	No.	%	No.	%	
2022-2023	52	39.72%	80	60.28%	132
2021-2022	54	41.26%	76	58.74%	130
2020-2021	59	43.48%	78	56.52%	137
2019-2020	61	43.05%	81	56.95%	142
2018-2019	60	41.43%	86	58.57%	146

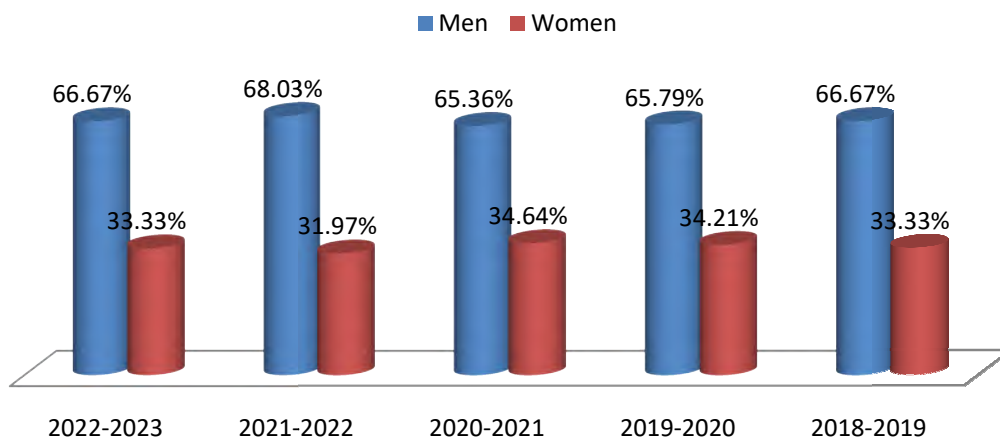




Administrative Position Held by Faculty(Heads of the Department)

Year	No. of Men Faculty		No. of Women Faculty		Total
	No.	%	No.	%	
2022-2023	6	37.5%	10	62.5%	16
2021-2022	6	37.5%	10	62.5%	16
2020-2021	6	37.5%	10	62.5%	16
2019-2020	5	33.33%	10	66.67%	15
2018-2019	5	33.33%	10	66.67%	15

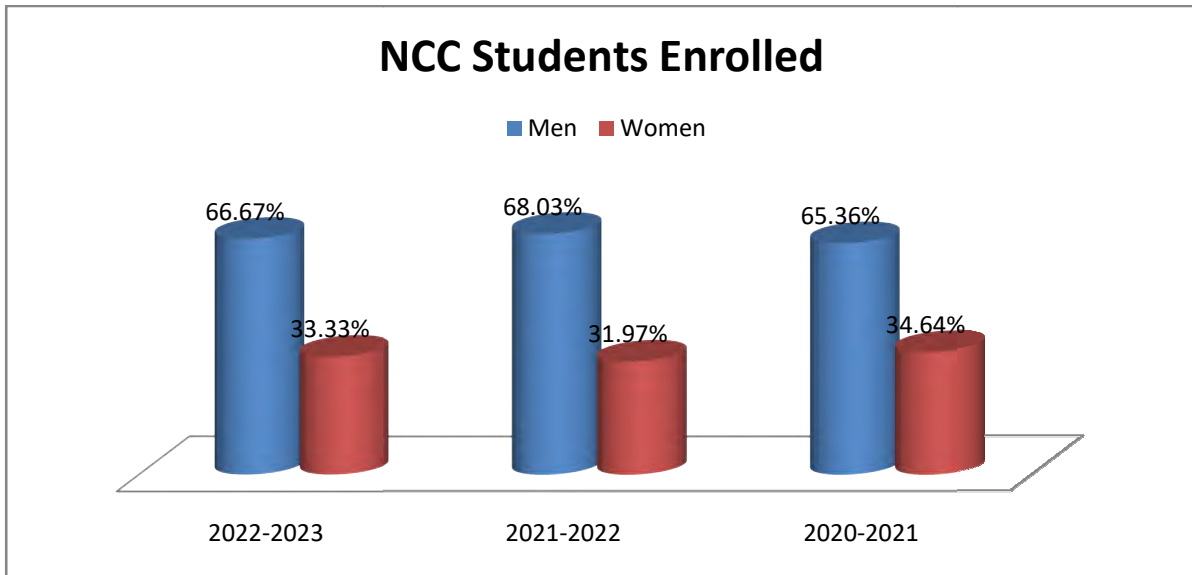
Administrative Position Held by Faculty





Number of Students Enrolled in NCC

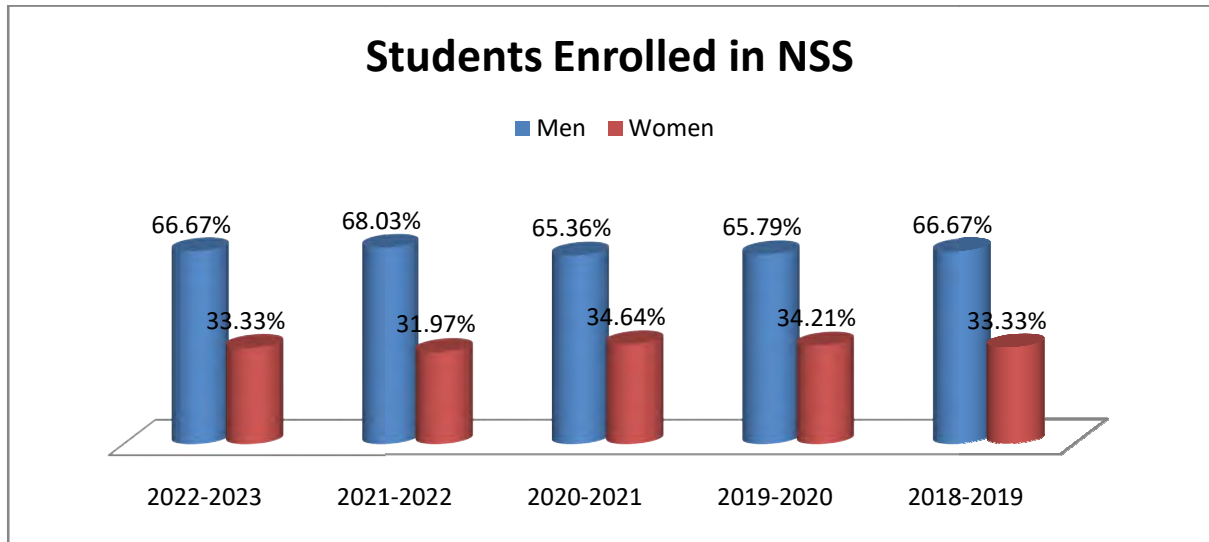
Year	No. of Men		No. of Women		Total
	No.	%	No.	%	
2022-2023	19	73.08%	7	26.92%	26
2021-2022	20	74.07%	7	25.93%	27
2020-2021	20	74.07%	7	25.93%	27





Number of Students Enrolled in NSS

Year	No. of Men		No. of Women		Total
	No.	%	No	%	
2022-2023	100	66.67%	50	33.33%	150
2021-2022	100	68.03%	47	31.97%	147
2020-2021	100	65.36%	53	34.64%	153
2019-2020	100	65.79%	52	34.21%	152
2018-2019	100	66.67%	50	33.33%	150



Beneficiaries of Moovalur Ramarathinam Scholarship

(Exclusive Women Scholarship)

Year	No. of Girls
2023-24	103
2022-23	104
2021-22	111